





















A plural noun names more than one person, place, or thing.



## Temple of Plurals

Recognizing the correct plural form

CJ and Edison must change all the singular words below to plurals to get to the jewel room. Give them some help by filling in the circle beside the correct plural of each word.

	<u>Singular</u>			<u>Plural</u>
	1. one dish		Example two	<input type="radio"/> dishes <input type="radio"/> dish
	2. one sandwich		several	<input type="radio"/> sandwichs <input type="radio"/> sandwiches
	3. a boy		some	<input type="radio"/> boys <input type="radio"/> boyes
	4. a brush		more	<input type="radio"/> brushs <input type="radio"/> brushes
	5. a treat		six	<input type="radio"/> treates <input type="radio"/> treats
	6. one bone		three	<input type="radio"/> bones <input type="radio"/> bonees
	7. a dog		many	<input type="radio"/> dogs <input type="radio"/> dogees
	8. one paintbrush		several	<input type="radio"/> paintbrushs <input type="radio"/> paintbrushes
	9. a dress		more	<input type="radio"/> dresses <input type="radio"/> dresss
	10. a drum		several	<input type="radio"/> drummes <input type="radio"/> drums



Get eight or more sheets of paper. On each one, write a noun that can be made into a plural that ends in s or es. For example, you might use words such as bench, chair, stone, and brush. Lay the sheets close together on the floor to make a path of "stepping-stones." Tell your child to walk from one stepping-stone to another. As he steps on each word, he must say its plural form and spell the word.