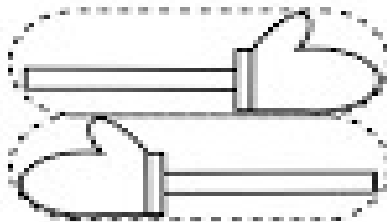
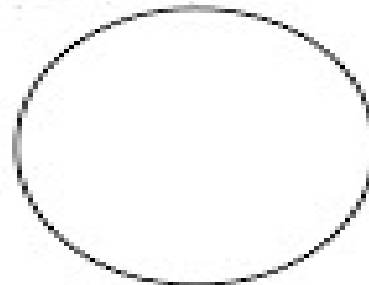
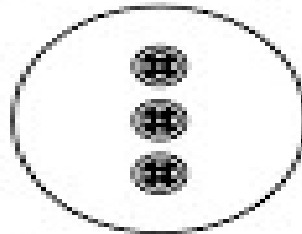


# Build a Snowman!



- 1) If printed in black and white, color or paint and let dry.
- 2) Put the bottom circle, and middle circle together.
- 3) Choose something to go on your snowman's neck and glue it on to the two circles.
- 4) Glue the head on.
- 5) Choose a hat and glue it on top of the snowman's head.
- 6) Color on the arms.

Note: If you're more than a really a snowman,  
draw on some eye lashes :-)

