


Name: _____

Equivalent Fractions


Equivalent means the **same**. Fractions that are equivalent are fractions that are equal. For example, 2 out of 5 is equivalent to 4 out of 10.

$\frac{2}{5}$









is equivalent to

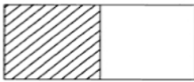

$\frac{4}{10}$



Directions: Write the fraction for each and say whether they are equivalent.

1.		$\frac{\quad}{2}$		$\frac{\quad}{4}$	<table border="1" style="margin: auto;"> <tr><td colspan="2" style="text-align: center;">Equivalent</td></tr> <tr><td style="text-align: center;">Yes</td><td style="text-align: center;">No</td></tr> </table>	Equivalent		Yes	No
Equivalent									
Yes	No								
2.		—		—	<table border="1" style="margin: auto;"> <tr><td colspan="2" style="text-align: center;">Equivalent</td></tr> <tr><td style="text-align: center;">Yes</td><td style="text-align: center;">No</td></tr> </table>	Equivalent		Yes	No
Equivalent									
Yes	No								
3.		—		—	<table border="1" style="margin: auto;"> <tr><td colspan="2" style="text-align: center;">Equivalent</td></tr> <tr><td style="text-align: center;">Yes</td><td style="text-align: center;">No</td></tr> </table>	Equivalent		Yes	No
Equivalent									
Yes	No								

Directions: Draw two equivalent fractions for each of the fractions below.

$\frac{1}{2}$		—	<div style="border: 1px solid black; width: 100%; height: 30px;"></div>	—	<div style="border: 1px solid black; width: 100%; height: 30px;"></div>
$\frac{1}{4}$		—	<div style="border: 1px solid black; width: 100%; height: 30px;"></div>	—	<div style="border: 1px solid black; width: 100%; height: 30px;"></div>