

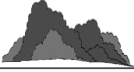


## Biome Comparison Data Collection Worksheet

|  |  |  |                                |                                  |  |                               |  |                                |                            |             |
|---|---|---|--------------------------------|----------------------------------|--|-------------------------------|--|--------------------------------|----------------------------|-------------|
| <b>Biome Name</b>   | <b>Biome Location</b><br><small>(Land/Water)</small>                              | <b>Geographical Location</b><br><small>(Relative to the Poles or Equator)</small> | <b>Ave. Annual Temp. Range</b> | <b>Ave. Annual Precipitation</b> | <b>Vegetation</b><br><small>(Natural &amp; cultivated)</small> | <b>Major Limiting Factors</b> | <b>Relative<sup>1</sup> Abundance of Organisms</b> | <b>Adaptations<sup>2</sup></b> | <b>Threats<sup>3</sup></b> | <b>Misc</b> |
|   |   |   |                                |                                  |  |                               |  |                                |                            |             |
|   |   |   |                                |                                  |  |                               |  |                                |                            |             |
|   |   |   |                                |                                  |  |                               |  |                                |                            |             |
|   |   |   |                                |                                  |  |                               |  |                                |                            |             |
|   |   |   |                                |                                  |  |                               |  |                                |                            |             |
|   |   |   |                                |                                  |  |                               |  |                                |                            |             |
|   |   |   |                                |                                  |  |                               |  |                                |                            |             |
|   |   |   |                                |                                  |  |                               |  |                                |                            |             |
|   |   |   |                                |                                  |  |                               |  |                                |                            |             |

<sup>1</sup> Relative to the other Biomes you have read about and included in this table

<sup>2</sup> That animals and/or plants in this biome have in order to survive.

<sup>3</sup> Threats to the integrity of the biome and/or the safety of the organisms found there