


Let's Read the '-at' Words

Directions: To assemble your CVC flip reader, cut out all the boxes below along the thick black lines. Attach the smaller boxes on top of each other by stapling them to the shaded gray areas indicated. The top box has the word "mat" on it.



mat


Copyright © 2014 by Linda Ward Beech




h



r



b



c

Name: _____