






















Homophones are words that sound the same but have different spellings and meanings.



Sound Alikes

Recognizing homophones

Help C.J. and Edison match the homophones. Draw lines between the picture words that sound alike but have different meanings.

 eight		 hair	 pair	 is
 here		 pie	 sale	 is
 mail		 a hole	 soup	 pear
 night		 niece	 son	 flower
 steak		 knight	 flour	 sail



Cut out several pear shapes from paper. Write pair on one shape and pear on the other. Let your child to make other pairs of homophones by writing words on the shapes. When a variety of homophones have been collected, work with your child to write interesting sentences using a homophone pair in each one. (Example: Five pairs of pears give you ten fruits in all.)