



Practice Skills

• Review Your Problem Solving





Write the strategies you used on the lines below.

1. **Read the problem.** Underline the numbers and the question. Write down what you know and what you are asked to find.
2. **Draw a picture.** A picture can help you understand the problem better. It can also help you see what you are asked to find.
3. **Write a plan.** Think about what you know and what you are asked to find. Write down a plan for how to solve the problem.
4. **Solve the problem.** Use your plan to solve the problem. Write down your answer and check it.
5. **Check your answer.** Does your answer make sense? Does it answer the question? Does it use all the information you were given?
6. **Write your answer.** Write your answer in a complete sentence. Use the words "I think" or "I believe" to start your sentence.

Write a problem for the two problems. Use the numbers and symbols in the box.

1. Use the numbers 100, 100, and 100.
2. Use the numbers 100 and 100.

Draw the two shapes. Write the name of the shape on the lines.

1.    
2. 