

Name \_\_\_\_\_

Label Day  
Community workers

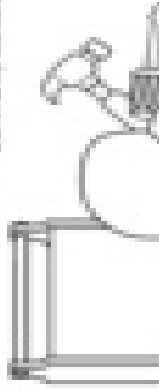
### Tools of the Trade



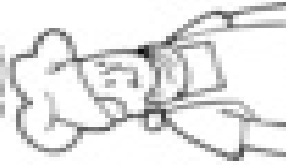
Cut




Glue to match the pictures with the workers.




baker




farmer



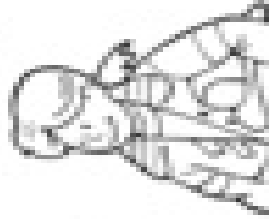
doctor



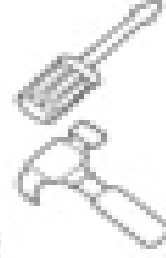
postal worker



freightier



Boxed Box: On the back of the paper, draw 6 pictures of 6 workers who they use the tools below. Then label your picture.



©2010 by Linda Ward Beech, Scholastic Teaching Resources

