



Types OF Angles

Straight Angle




A straight angle is an angle that measures exactly 180 degrees

Right Angle



A right angle is an angle that measures exactly 90 degrees

Acute Angle



An acute angle is an angle that measures LESS than 90 degrees

Obtuse Angle



An obtuse angle is an angle that measures MORE than 90 degrees, but LESS than 180 degrees