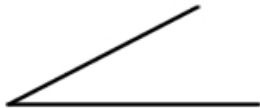


Using a Protractor

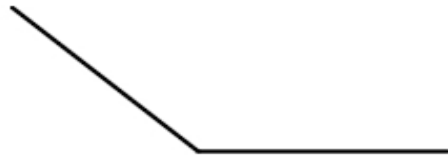
Types of Angles



Acute angles equal
0-89 degrees.

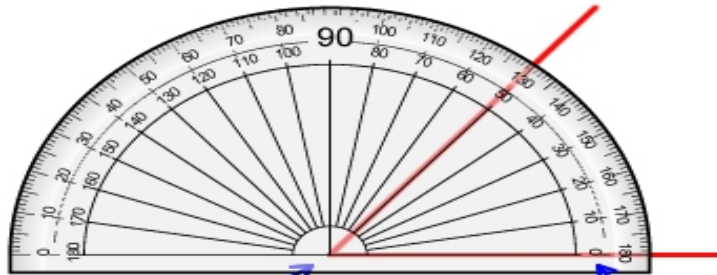


Right angles equal
exactly 90 degrees.



Obtuse angles equal
91-179 degrees.

Line up the bottom of the protractor with bottom line of the angle.



Don't forget to make
sure the vertex of the
angle is lined up with
the center of the
protractor.

Start at the zero
and read up.

Double check your measurement.
Does your answer match the type of angle you are measuring?