


## Reteaching 6-6 Modeling Percents

A **percent** is a ratio that compares a number to 100.  
 The figure at the right contains 25 squares.  
 $\frac{9}{25}$  of the squares are shaded.



To write  $\frac{9}{25}$  as a percent, follow these steps.





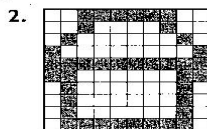

- ① Write a ratio with a denominator of 100 that is equal to  $\frac{9}{25}$ .
- ② Write the ratio as a percent.

$$\frac{9}{25} = \frac{9 \cdot 4}{25 \cdot 4} = \frac{36}{100}$$

$$\frac{36}{100} = 36\%$$

36% of the squares are shaded.

Write the percent of each figure that is shaded.



Write each ratio as a percent.

- |                          |                            |                           |                           |
|--------------------------|----------------------------|---------------------------|---------------------------|
| 7. $\frac{3}{5}$ _____   | 8. $\frac{17}{100}$ _____  | 9. $\frac{18}{25}$ _____  | 10. $\frac{13}{20}$ _____ |
| 11. $\frac{8}{10}$ _____ | 12. $\frac{1}{4}$ _____    | 13. $\frac{17}{50}$ _____ | 14. $\frac{11}{25}$ _____ |
| 15. $\frac{7}{20}$ _____ | 16. $\frac{21}{25}$ _____  | 17. $\frac{3}{10}$ _____  | 18. $\frac{16}{25}$ _____ |
| 19. $\frac{2}{5}$ _____  | 20. $\frac{99}{100}$ _____ | 21. $\frac{11}{20}$ _____ | 22. $\frac{13}{25}$ _____ |
| 23. $\frac{1}{10}$ _____ | 24. $\frac{39}{50}$ _____  | 25. $\frac{19}{20}$ _____ | 26. $\frac{6}{25}$ _____  |