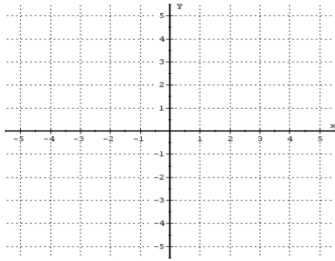
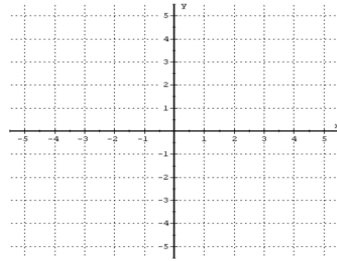


Graphing Lines Using Slope and Y-Intercept Worksheet I

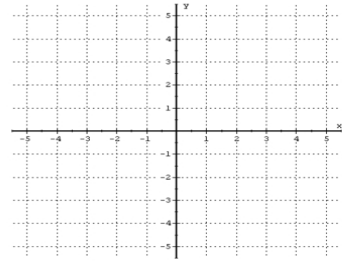
Directions: Sketch the graph of each line by plotting its y-intercept and then using its slope



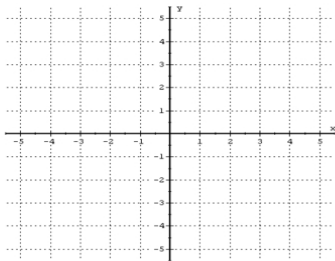
1) $y = 2x$



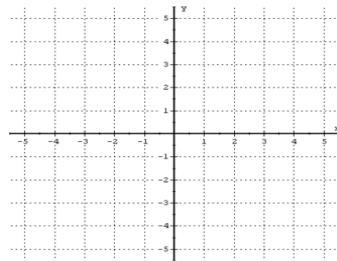
2) $y = -5x$



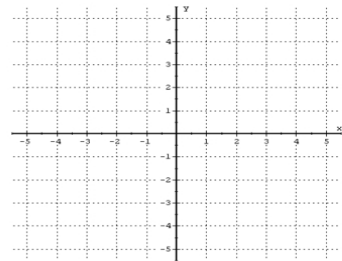
3) $y = \frac{2}{5}x$



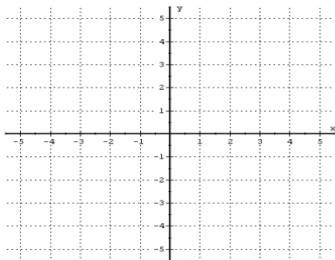
4) $y = x + 2$



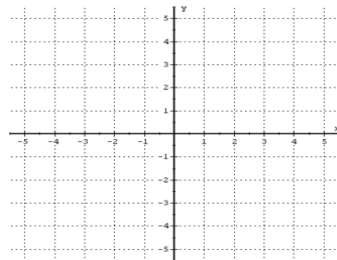
5) $y = x - 3$



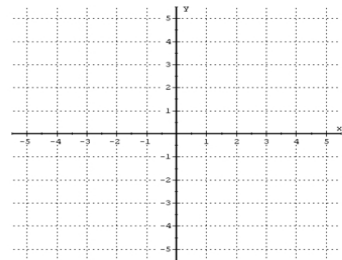
6) $y = 2x - 1$



7) $y = -4x + 1$



8) $y = \frac{1}{2}x - 2$



9) $y = -\frac{5}{2}x + 3$