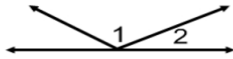
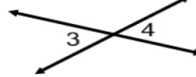


Identify each pair of angles as vertical, complementary, supplementary, or a linear pair. If they are neither, then say "none of these."

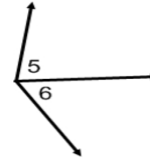
1.



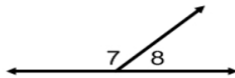
2.



3.



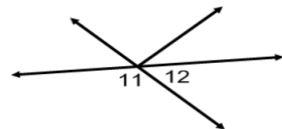
4.



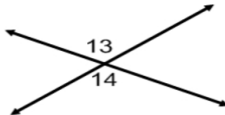
5.



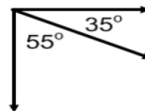
6.



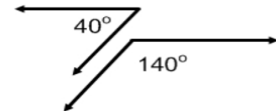
7.



8.



9.



Use the figure at the right to answer each question.

10. Name two acute vertical angles.

11. Name two obtuse vertical angles.

12. Name a linear pair.

13. Name a pair of complementary angles.

14. Name two angles that are supplementary to $\angle FGE$.

