



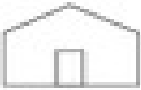




Finding the Way






Bear Mountain Farm








Map Key

-  apple orchard
-  barn
-  corn maze
-  country store
-  pony rides



Answer the questions.

1. What place does this map show? _____
2. What is the symbol for the country store? _____
3. What is north of the corn maze? _____
4. What is west of the barn? _____
5. How many apple orchards are on the farm? _____
6. What direction would you travel to move from the corn maze to the pony rides?

Bonus Box: Draw another barn east of the apple orchards.