







weather bar graph

CLOUDY 	sunny 	Rainy 	snowy 	icy 	Windy 

What do you observe about your bar graph?
