

Reproducible Sheets for *The Magician's Nephew* – Page 1

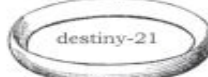
Note to the teacher: When you copy these sheets, do not copy pages 1 and 2 back-to-back. Students will need the back of this sheet for Literature Analysis #2 for Chapters 3 and 4.

Chapters 1 and 2


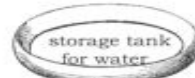

Vocabulary:

B. Use colored pencils to color the rings in the left column yellow and color the rings in the right column green. Then draw a line to match each word ring with the correct definition ring.

Word Rings



Definition Rings



Chapters 3 and 4

Literature Analysis #1: Suspense

Fill in the Suspense Chart when you find suspense at the end of a chapter. Continue working on this chart as you read through the book.

SUSPENSE IN <u>The Magician's Nephew</u>	
Chapter #	One-sentence description of the suspense; question(s) that keeps you reading
Chapter 1	Polly disappeared. What happened to Polly?

Literature Analysis #2: Alliteration

Write the word ALLITERATION at the top of the back of this page. As you continue to read, jot examples of alliteration. Also, identify alliteration in your own writing.