




Name \_\_\_\_\_

Date Display: \_\_\_\_\_  
Picture graph





## What to Plant?

Cut. Glue to finish the graph.

**Know:** Make a picture graph that shows the number of boys and girls in your class. Be sure to title your graph!



Seeds to Plant

 bean seeds				
 corn seeds				
 tomato seeds				
 pepper seeds				
	1	2	3	4

Write what you know about the seeds Sid planted.  
Use the words **more** and **fewer**.

---



---



---



---



---