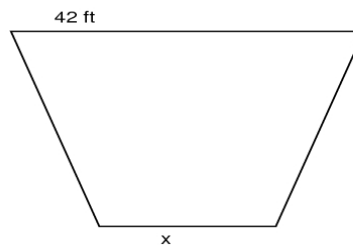
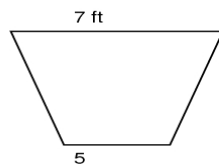




## Scale Factor Quiz

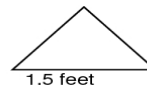
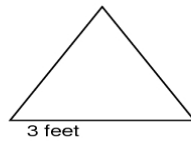
1. If a shape doubles in size its scale factor would be: \_\_\_\_\_.
2. If a shape reduces its size in half, its scale factor would be \_\_\_\_\_.
3. Scale factor is the number you \_\_\_\_\_ that relates similar shapes.
4. What is the scale factor:



5. Find the scale factor:



6. Find the scale factor:



7. Find the scale factor:

