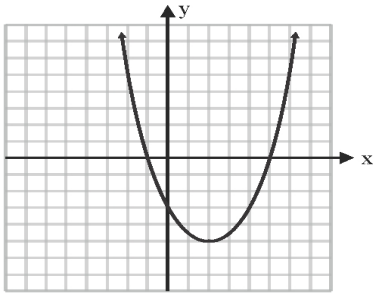


PARABOLA CHARACTERISTICS

_____ (name)

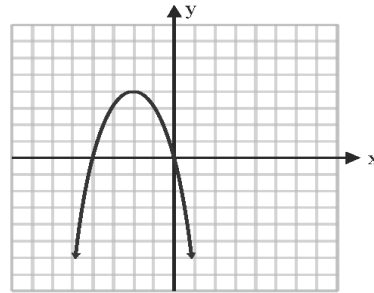
Identify the characteristics of each parabola.

1.



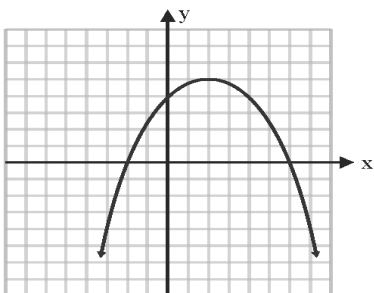
Vertex _____
Min/Max _____
Domain _____
Range _____
Zeros _____

2.



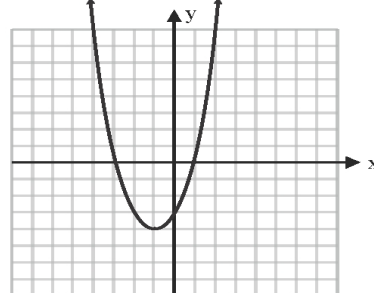
Vertex _____
Min/Max _____
Domain _____
Range _____
Zeros _____

3.



Vertex _____
Min/Max _____
Domain _____
Range _____
Zeros _____

4.



Vertex _____
Min/Max _____
Domain _____
Range _____
Zeros _____