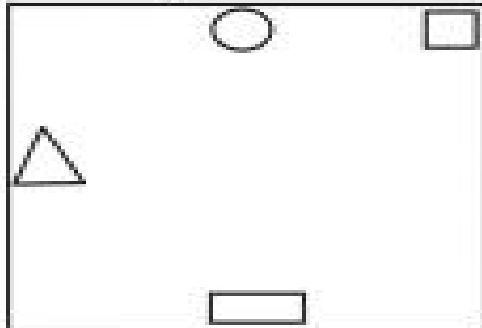
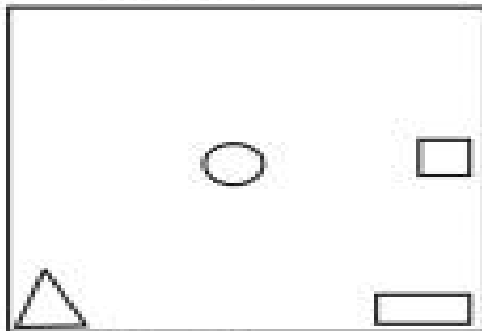


Page 1



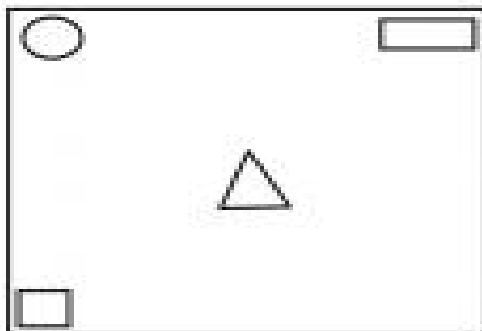
1. Put the \_\_\_\_\_ in the top right corner.
2. Put the \_\_\_\_\_ in the middle at the bottom.
3. Put the \_\_\_\_\_ on the left in the middle.
4. Put the \_\_\_\_\_ at the top.

Page 2



1. Put the circle \_\_\_\_\_ the \_\_\_\_\_.
2. Put the square \_\_\_\_\_ the \_\_\_\_\_.
3. Put the triangle \_\_\_\_\_ the \_\_\_\_\_.
4. Put the rectangle \_\_\_\_\_ the \_\_\_\_\_.

Page 3



1. Put the circle \_\_\_\_\_ the \_\_\_\_\_.
2. Put the square \_\_\_\_\_ the \_\_\_\_\_.
3. Put the rectangle \_\_\_\_\_ the \_\_\_\_\_.
4. Put the triangle \_\_\_\_\_ the \_\_\_\_\_.