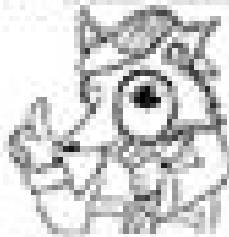


Name \_\_\_\_\_

Line, line segment, and ray



## Mystery-Dot Masterpieces

Creative Geometry is a dot artist who knows that lines, line segments, and rays are different. She has a fancy machine connecting the dots on this page. Study the pictures that her Creative Geometry software has produced below.

**Line**



**Line Segment**



**Ray**



Directions: Below are 2 Mystery-Dot pictures. Complete each picture by using the tools to help you connect the dots to create lines, line segments, and rays.

### 1. Clue for Mystery-Dot 1 Line segments


Line Segment:  $\overline{AB}$ ,  $\overline{CD}$ ,  $\overline{EF}$ ,  $\overline{GH}$

Line Segment:  $\overline{IJ}$ ,  $\overline{KL}$ ,  $\overline{MN}$ ,  $\overline{OP}$

**Ray**

Ray:  $\overrightarrow{AB}$ ,  $\overrightarrow{CD}$ ,  $\overrightarrow{EF}$ ,  $\overrightarrow{GH}$

Ray:  $\overrightarrow{IJ}$ ,  $\overrightarrow{KL}$ ,  $\overrightarrow{MN}$ ,  $\overrightarrow{OP}$



### 2. Clue for Mystery-Dot 2 Line segments

Line Segment:  $\overline{AB}$ ,  $\overline{AC}$ ,  $\overline{AD}$ ,  $\overline{AE}$ ,  $\overline{AF}$ ,  $\overline{AG}$ ,  $\overline{AH}$ ,  $\overline{AI}$ ,  $\overline{AJ}$ ,  $\overline{AK}$ ,  $\overline{AL}$ ,  $\overline{AM}$ ,  $\overline{AN}$ ,  $\overline{AO}$


Line Segment:  $\overline{AP}$ ,  $\overline{AQ}$ ,  $\overline{AR}$ ,  $\overline{AS}$ ,  $\overline{AT}$ ,  $\overline{AU}$ ,  $\overline{AV}$ ,  $\overline{AW}$ ,  $\overline{AX}$ ,  $\overline{AY}$ ,  $\overline{AZ}$ ,  $\overline{BA}$ ,  $\overline{CA}$ ,  $\overline{DA}$ ,  $\overline{EA}$ ,  $\overline{FA}$

**Ray**

Ray:  $\overrightarrow{AB}$ ,  $\overrightarrow{AC}$

**Line**

Line:  $\overleftrightarrow{AB}$



Source: Adapted from *Math Alive!*, © 2003 by The Math Learning Center, Inc. All rights reserved.