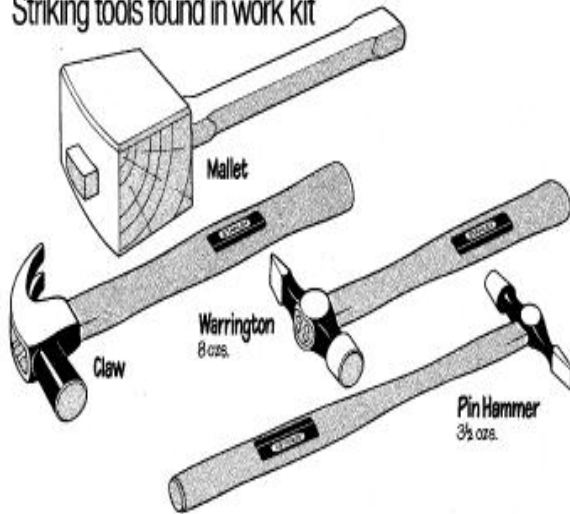


How to use simple woodworking striking tools

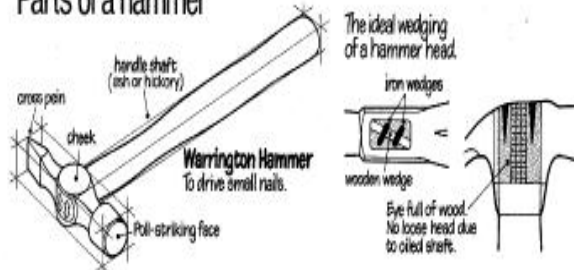
STANLEY

© Stanley Tools Limited, Sheffield S3 9PD

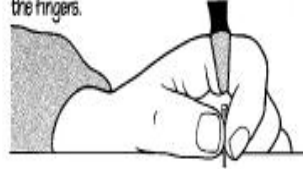
Striking tools found in work kit



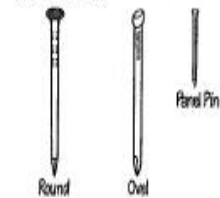
Parts of a hammer



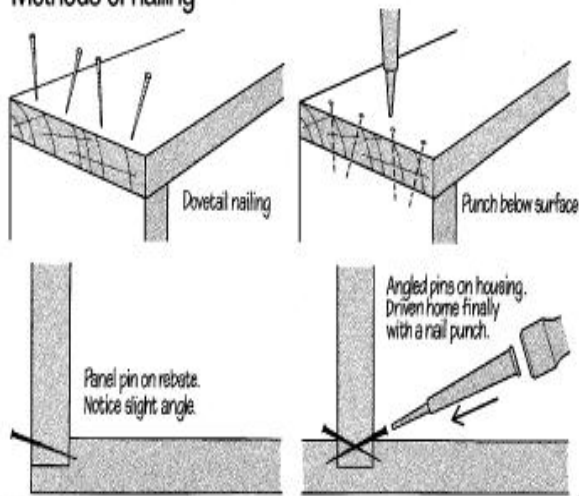
The cross pein of a Warrington hammer is used to start small nails held between the fingers.



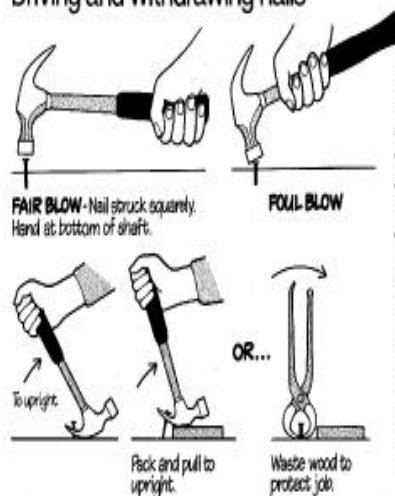
Common nails



Methods of nailing



Driving and withdrawing nails



Safety

- ✱ Use correct size hammer for job.
- ✱ Never strike two hammers together.
- ✱ Never use a hammer with a loose head.
- ✱ Wear eye protection for hard nails.
- ✱ Never use the side of a hammer.
- ✱ Keep clean and regularly inspect for wear.
- ✱ Never use a hammer with a damaged head.