









States of Matter

Directions: Cut out the word cards at the bottom of the page. Glue the word cards in the correct places to label each object as a solid, liquid, or gas.

1. 	<input type="text"/>	5. 	<input type="text"/>
2. 	<input type="text"/>	6. 	<input type="text"/>
3. 	<input type="text"/>	7. 	<input type="text"/>
4. 	<input type="text"/>	8. 	<input type="text"/>



solid	liquid	gas	solid
liquid	gas	solid	liquid