



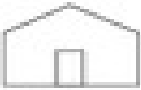










Finding the Way

Bear Mountain Farm

| | | |
|---|---|--|
|  |  |  |
|  |  | |
|  |  | |

Map Key

| | |
|---|---------------|
|  | apple orchard |
|  | barn |
|  | corn maze |
|  | country store |
|  | pony rides |



Answer the questions.

1. What place does this map show? _____
2. What is the symbol for the country store? _____
3. What is north of the corn maze? _____
4. What is west of the barn? _____
5. How many apple orchards are on the farm? _____
6. What direction would you travel to move from the corn maze to the pony rides?

Bonus Box: Draw another barn east of the apple orchards.