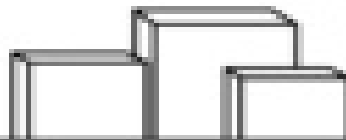





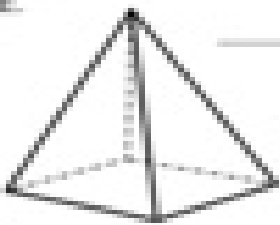

Name \_\_\_\_\_

Copyright © Mar  
Tara Moore

## Building Blocks

Write the name of each shape.  
Use the word bank to help you.  
Tell how many faces, edges, and  
corners the shape has.



<p>A.</p>  <p>_____ shape _____ face(s) _____ edge(s) _____ corner(s)</p>	<p>D.</p> <p>_____ shape</p> <p>_____ face(s) _____ edge(s) _____ corner(s)</p> 
<p>B.</p> <p>_____ shape</p> <p>_____ face(s) _____ edge(s) _____ corner(s)</p> 	<p>E.</p>  <p>_____ shape</p> <p>_____ face(s) _____ edge(s) _____ corner(s)</p>
<p>C.</p>  <p>_____ shape</p> <p>_____ face(s) _____ edge(s) _____ corner(s)</p>	<p>F.</p> <p>_____ shape</p> <p>_____ face(s) _____ edge(s) _____ corner(s)</p> 