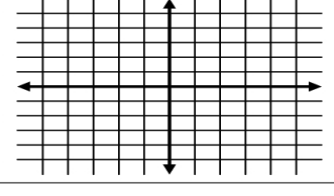
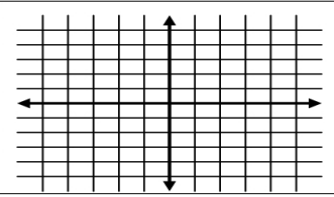
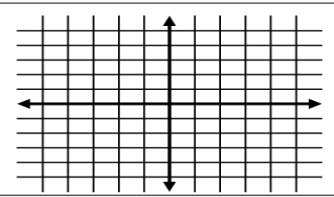
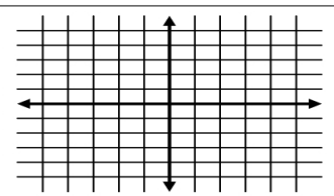
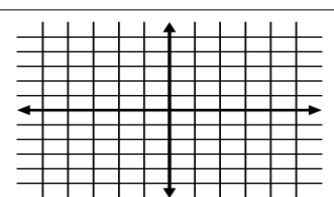


Name: _____

Period: _____

Algebra 2A Worksheet – Parent Functions

| FUNCTION | EQUATION | GRAPH | CHARACTERISTICS | |
|----------------|----------------|---|---|--|
| Linear | $y = x$ |  | Domain Range 1-1 End Behavior Intercepts Extrema Increasing Decreasing Continuity | |
| Quadratic | $y = x^2$ |  | Domain Range 1-1 End Behavior Intercepts Extrema Increasing Decreasing Continuity | |
| Cubic | $y = x^3$ |  | Domain Range 1-1 End Behavior Intercepts Extrema Increasing Decreasing Continuity | |
| Absolute Value | $y = x $ |  | Domain Range 1-1 End Behavior Intercepts Extrema Increasing Decreasing Continuity | |
| Square Root | $y = \sqrt{x}$ |  | Domain Range 1-1 End Behavior Intercepts Extrema Increasing Decreasing Continuity | |