

Lesson 1



Beat

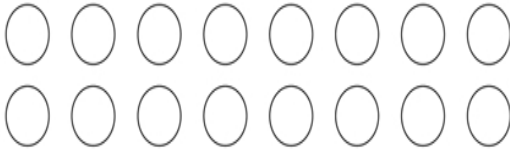
The **beat** is the "heartbeat" of the music.

The beat makes us tap our foot or clap our hands to music.

It is regular, consistent and steady.

Point to the beat, using "Beat Circles" as you listen to or sing various songs.

Beat Circles



Rhythm

Sing "Who's That Yonder?" pointing to the beat circles.

- ☞ Sometimes you sing one word (or syllable) on each beat,
- ☞ sometimes you sing two words (or syllables) on each beat and
- ☞ sometimes you don't sing anything on a beat.


The pattern of shorter and longer sounds on a beat is called the **rhythm**.
The words in a song show the **rhythmic pattern**.


Sing "Who's That Yonder?" once more, pointing to the beat circles.

Write one, two or no strokes inside each circle (showing how many sounds you sing on each beat).


The **rhythm name** of a note is used when reading a rhythm out loud.


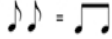

Crotchets, Quavers and Crotchet Rests

 = **crotchet** (English Name) = **quarter note** (American Name) = **one** sound (word) on a beat.
Its rhythm name is **ta**.

 = **crotchet rest** = **quarter note rest** = **no** sound (word) on a beat.


- ☞ Although a rest is a silence and therefore needs no rhythm name when reading out loud, when practicing this rhythm we can say **za** in our heads.

 = **two quavers** (English Name) = **two eighth notes** (American Name)
= **two equal** sounds on a beat. Its rhythm name is **ti-ti**.

 = **one quaver or eighth note** = a half of a beat. Its rhythm name is **ti**.
 = 

What's the Time? – Rhythm

Sing and write the rhythmic pattern of "What's the Time?" in the beat circles below, then sing this song in rhythm names while tapping the beat.



There are many "Rhythmic Sightreading" exercises in this book.

Read the rhythm names, in your head and out loud, while tapping the beat. (Once you have learned the conducting patterns perform the beat by conducting instead of tapping).

Rhythmic Sightreading 1



Q. 1 Rhythmic Recognition



Q. 2 Rhythmic Dictation

