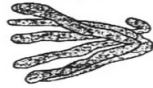
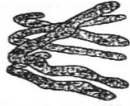


5. The drawing below has been made from a photograph showing a cell undergoing mitosis. Based on the drawing, in what stage of mitosis must the cell have been in?

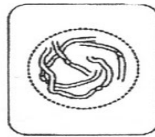


\_\_\_\_\_

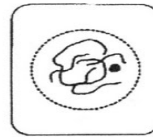
6. The drawings A-E show stages of mitosis in an plant cell.



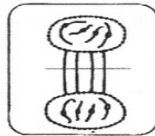
A



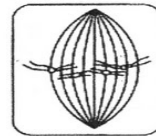
B



C



D



E

- (a) Which of the drawings A -E shows
- (i) interphase \_\_\_\_\_ (**DNA** is replicated)
  - (ii) prophase \_\_\_\_\_ (**chromosomes – 2 sister chromatids – shorten**)
  - (iii) metaphase \_\_\_\_\_ (**sister chromatids** line up)
  - (iv) anaphase \_\_\_\_\_ (**sister chromatids** separate)
  - (v) telophase \_\_\_\_\_ (new nucleus forms at each end)
  - (vi) cytokinesis \_\_\_\_\_ (cell contents divided between 2 **daughter cells**)
- (b) Give two processes which occur during interphase and which are necessary for mitosis to take place.

\_\_\_\_\_ of the cell and \_\_\_\_\_ of the DNA