A

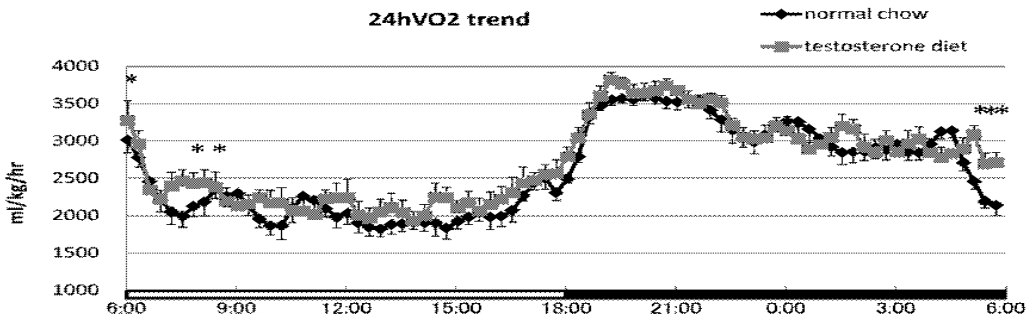
24hVO2 trend
normal chow
testosterone diet
ml/kg/hr
4000
3500
3000
2500
2000
1500
1000
6:00
9:00
12:00
15:00
18:00
21:00
0:00
3:00
6:00

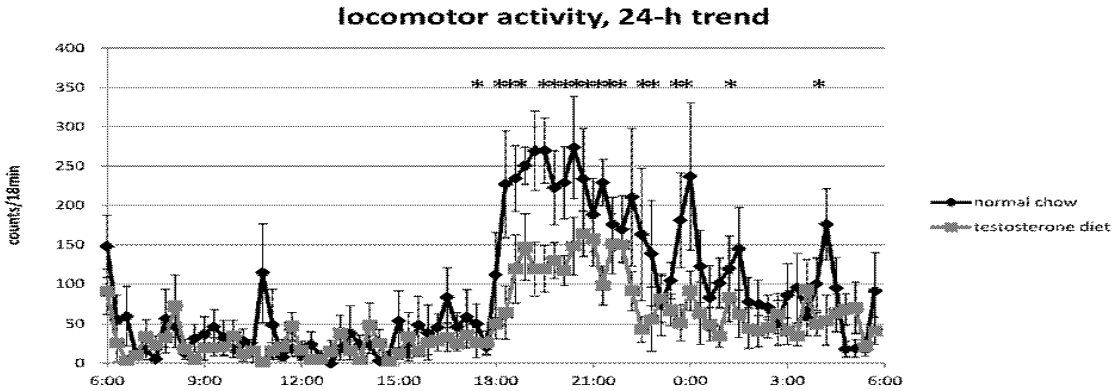
locomotor activity, 24-h trend
counts/18min
400
350
300
250
200
150
100
50
0
6:00
9:00
12:00
15:00
18:00
21:00
0:00
3:00
6:00
normal chow
testosterone diet

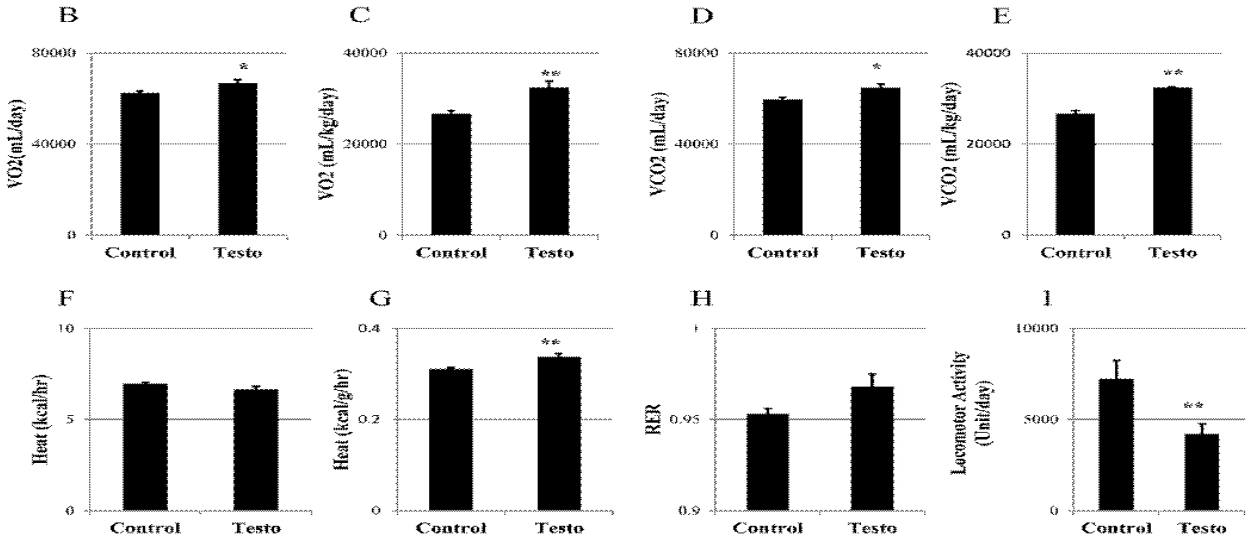
B
VO2(mL/day)
80000
40000
0
Control
Testo
C
VO2 (mL/kg/day)
40000
20000
0
Control
Testo
D
VCO2 (mL/day)
80000
40000
0
Control
Testo
E
VCO2 (mL/kg/day)
40000
20000
0
Control
Testo
F
Heat (kcal/hr)
10
5
0
Control
Testo
G
Heat (kcal/g/hr)
0.4
0.2
0
Control
Testo
H
RER
1
0.95
0.9
Control
Testo
I
Locomotor Activity (Unit/day)
10000
5000
0
Control
Testo