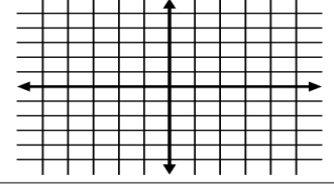
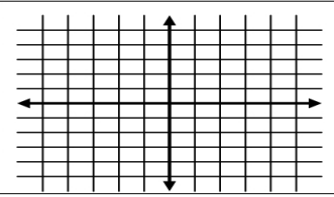
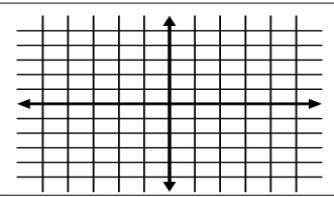
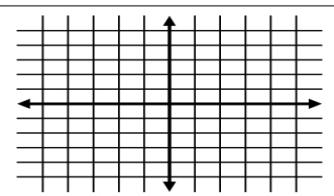
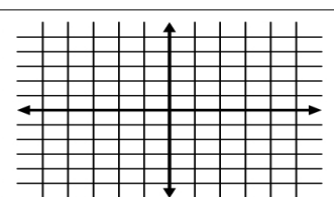


Name: _____

Period: _____

Algebra 2A Worksheet – Parent Functions

FUNCTION	EQUATION	GRAPH	CHARACTERISTICS	
Linear	$y = x$		Domain	
			Range	
			1-1	
			End Behavior	
			Intercepts	
			Extrema	
			Increasing	
			Decreasing	
			Continuity	
Quadratic	$y = x^2$		Domain	
			Range	
			1-1	
			End Behavior	
			Intercepts	
			Extrema	
			Increasing	
			Decreasing	
			Continuity	
Cubic	$y = x^3$		Domain	
			Range	
			1-1	
			End Behavior	
			Intercepts	
			Extrema	
			Increasing	
			Decreasing	
			Continuity	
Absolute Value	$y = x $		Domain	
			Range	
			1-1	
			End Behavior	
			Intercepts	
			Extrema	
			Increasing	
			Decreasing	
			Continuity	
Square Root	$y = \sqrt{x}$		Domain	
			Range	
			1-1	
			End Behavior	
			Intercepts	
			Extrema	
			Increasing	
			Decreasing	
			Continuity	