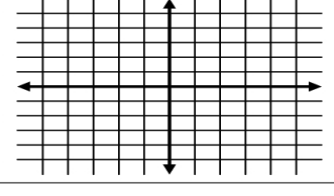
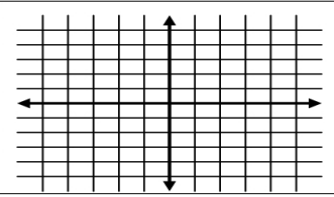
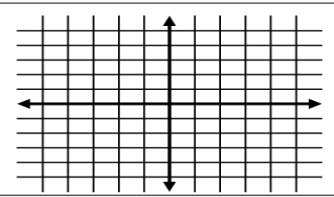
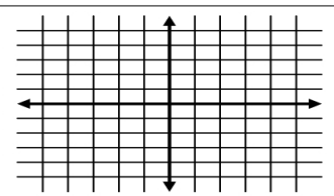
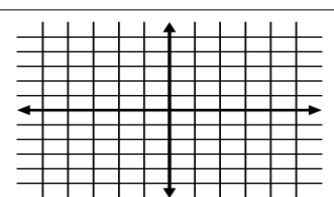


Name: \_\_\_\_\_

Period: \_\_\_\_\_

**Algebra 2A Worksheet – Parent Functions**

FUNCTION	EQUATION	GRAPH	CHARACTERISTICS	
Linear	$y = x$		Domain Range 1-1 End Behavior Intercepts Extrema Increasing Decreasing Continuity	
Quadratic	$y = x^2$		Domain Range 1-1 End Behavior Intercepts Extrema Increasing Decreasing Continuity	
Cubic	$y = x^3$		Domain Range 1-1 End Behavior Intercepts Extrema Increasing Decreasing Continuity	
Absolute Value	$y =  x $		Domain Range 1-1 End Behavior Intercepts Extrema Increasing Decreasing Continuity	
Square Root	$y = \sqrt{x}$		Domain Range 1-1 End Behavior Intercepts Extrema Increasing Decreasing Continuity	