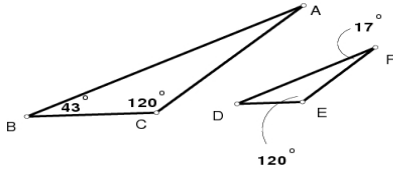


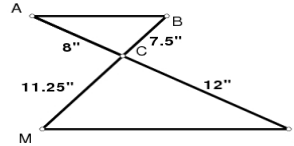
WORKSHEET - SIMILAR POLYGONS & TRIANGLES

Determine if each pair of triangles is similar. If they are similar, complete the similarity statement and state the method used to prove the similarity.

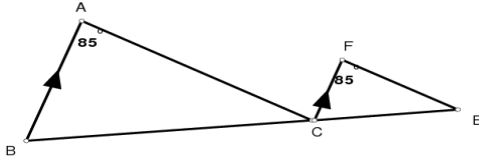
1) $\triangle ABC \sim \triangle$ _____ by _____



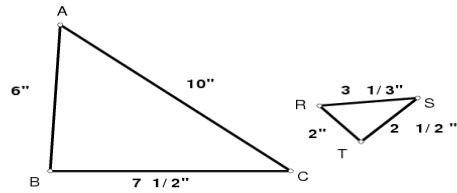
2) $\triangle ABC \sim \triangle$ _____ by _____



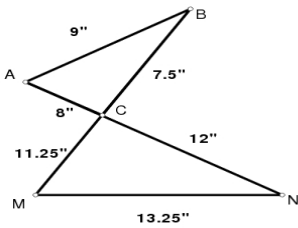
3) $\triangle ABC \sim \triangle$ _____ by _____



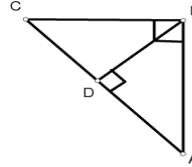
4) $\triangle ABC \sim \triangle$ _____ by _____



5) $\triangle ABC \sim \triangle$ _____ by _____



6) $\triangle ABC \sim \triangle$ _____ by _____
 $\triangle ABC \sim \triangle$ _____ by _____



SOLVE EACH OF THE FOLLOWING. DRAW A DIAGRAM WHERE NEEDED.

- 7) A Tower casts a shadow of 64 feet. A 6-foot tall pole near the tower casts a shadow 8 feet long. How tall is the tower?
- 8) A flag pole casts a shadow 3 meters long. A woman near the pole casts a shadow 0.75 meters long. The woman is 1.5 meters tall. How tall is the flag pole?