



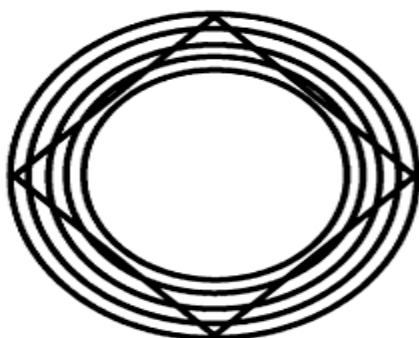
EYE ILLUSIONS




Which side of the box is the star on? Is it in the front or on the back of the box? Is it suspended in the middle?



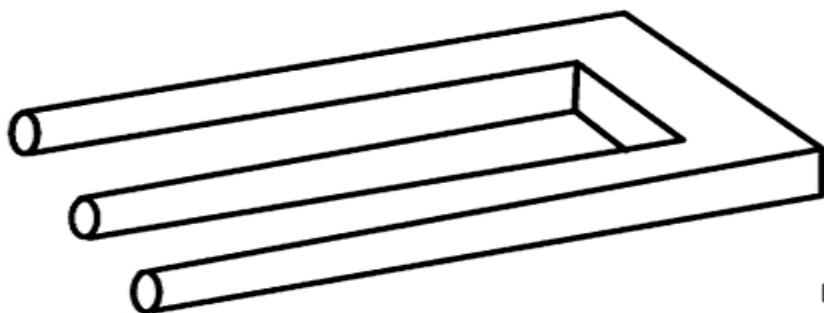
Which of these two curves is larger? The top curve or the bottom curve? Actually, both curves are the same size and length.



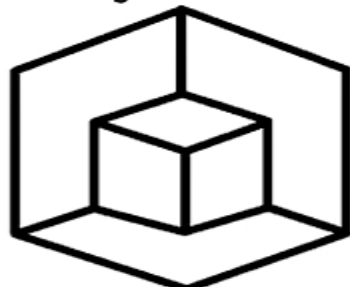
Is the square bent?



Are the grey lines straight?



Look at this again. How many prongs are there?



Is there a corner missing or is there a small box in front of a large box?