

Name: \_\_\_\_\_

## Hygiene Potato Graph Worksheet

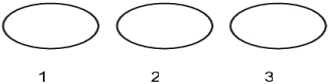
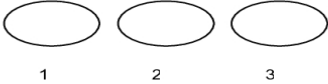
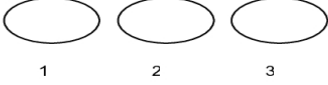
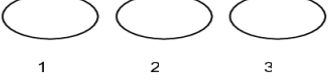

**Scientists** are curious people who ask a lot of questions about the world around them and then find the answers. The **scientific method** is the way scientists get from asking a question to finding an answer. You can be a scientist by filling out this worksheet as you observe and ask questions about what will happen to the three potatoes. On the back of the worksheet, make a graph to record your data.

**Hypothesis** - Make a guess. In this space, write what you think will happen to each potato.

Potato 1 will \_\_\_\_\_  
because \_\_\_\_\_

Potato 2 will \_\_\_\_\_  
because \_\_\_\_\_

Potato 3 will \_\_\_\_\_  
because \_\_\_\_\_

	<b>Observations</b> Take a look	<b>Data</b> Write it down	<b>Pictures</b> Draw what you observe
Day 1			
Day 2			
Day 3			
Day 4			
Day 5			

**Conclusions** - Decide what it means. In this space, tell what happened and what you think it means.

\_\_\_\_\_

\_\_\_\_\_