













MULTIPLICATION FACTS WITH VISUALS

Mixed Multiplication

Preparation: Glue this page onto a piece of cardstock (so that the cards are not see through). Cut up the equations and answers (products). Mix up the cards and spread them face-up (simple version), or face down (harder version). Take turns trying to find a pair. Count up the pairs at the end.

$\begin{array}{r} 3 \times 3 \\ \hline \end{array}$	$\begin{array}{r} 3 \\ \times 7 \\ \hline \end{array}$	6×0	8×2
 9	 21	 0	 16
2×4	$\begin{array}{r} 10 \\ \times 10 \\ \hline \end{array}$	 25	$\begin{array}{r} 5 \\ \times 3 \\ \hline \end{array}$
 8	 100	5×5	 15
3×5	 12	 56	4×4
 15	$\begin{array}{r} 2 \\ \times 6 \\ \hline \end{array}$	7×8	 16



See our
Math Fun Facts Kit
for more cards, games
and worksheets.

