


UpToSchoolWorksheets

For Toddlers


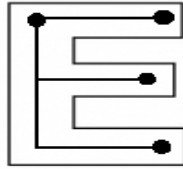
Name: _____

Letter E

Date : _____



Elephant



Engine



Elbow



Elf



Eagle

Form the letter E by sticking matchsticks in the above hollow letter E. Then circle all "E's" in the above words. Note the sounds E is making.

E E E E E

Tracing practice area for the letter E. It consists of five rows of handwriting lines. The first row shows a solid uppercase 'E' with numbered arrows (1, 2, 3, 4) indicating the stroke order: 1 is a vertical line down on the left, 2 is a horizontal line across the top, 3 is a horizontal line across the middle, and 4 is a horizontal line across the bottom. The following four rows each contain a dashed uppercase 'E' for tracing.