






















Homophones are words that sound the same but have different spellings and meanings.



## Sound Alikes

Recognizing homophones

Help C.J. and Edison match the homophones. Draw lines between the picture words that sound alike but have different meanings.

 eight		 hair	 pair	 sun
 hare		 are	 sale	 hoes
 mail		 stake	 hose	 pear
 night		 male	 son	 flower
 steak		 knight	 flour	 sail



Cut out several pear shapes from paper. Write pair on one shape and pear on the other. Tell your child to make other pairs of homophones by writing words on the shapes. When a variety of homophones have been collected, work with your child to write interesting sentences using a homophone pair in each one. (Example: Five pairs of pears give you ten fruits in all.)