

















Name _____

pumpkin picture graph

Read the picture graph and answer the questions.

Jake	  
Harry	    
Nicole	   
Liz	 
Marty	

Each  = 1 pumpkin

1. Marty had _____ pumpkin.
2. Harry had _____ pumpkins.
3. Jake had _____ pumpkins.
4. Liz had _____ pumpkins.
5. Nicole had _____ pumpkins.
6. Who had the most pumpkins? _____
7. Who had the fewest pumpkins? _____
8. Who had more pumpkins than Nicole? _____