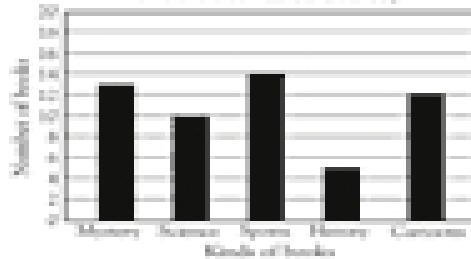




Using bar graphs

Use the graph to answer the questions.

Highway School Library
Books borrowed on Tuesday



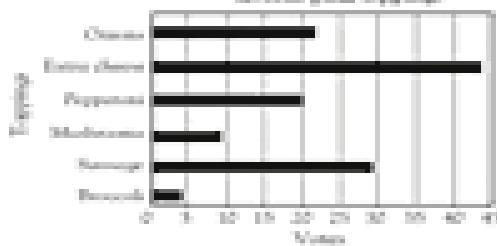
How many science books were borrowed on Tuesday?

How many more sports books were borrowed than history books?

$$16 - 6 = 10$$

Use the graph to answer the questions.

Millbrook School math club
Favorite pizza toppings

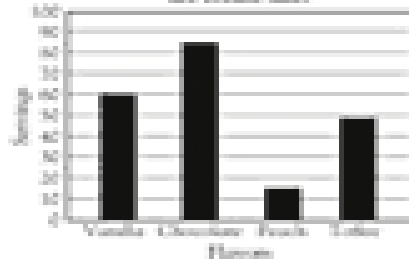


Which topping is the most popular?

Which topping got 8 votes?

About how many more votes did sausage receive than pepperoni?

Ice cream sales



About how many servings of coffee ice cream were sold?

About how many more servings of chocolate were sold than vanilla?

Which flavor sold more than 40 servings but fewer than 50?