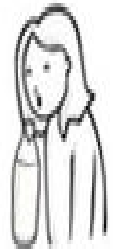
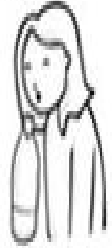




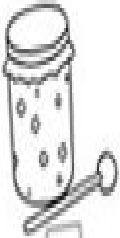

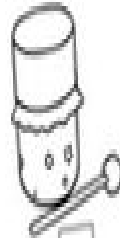


Changing Sounds Worksheet



Name: _____ Date: _____

Arrange each set of instruments in order of pitch by numbering them 1, 2 and 3. (1 being the lowest pitch sound made)

 <input type="checkbox"/>	 <input type="checkbox"/>	 <input type="checkbox"/>
 <input type="checkbox"/>	 <input type="checkbox"/>	 <input type="checkbox"/>
 <input type="checkbox"/>	 <input type="checkbox"/>	 <input type="checkbox"/>