

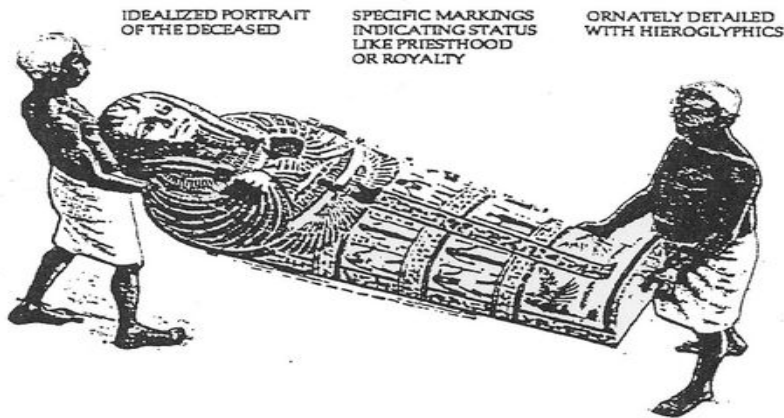


NAME: _____
















We will be creating our own Egyptian sarcophagus.

A **sarcophagus** is the coffin an Egyptian mummy was placed in for burial.

An ancient Egyptian sarcophagus included a lot of detail and artistic design.



What will your sarcophagus include? Use the examples shown for ideas. Sketch your ideas on the back. Remember to include hieroglyphics, Egyptian markings to show status, and a portrait (you may want to make your sarcophagus for an animal mummy!)

- | | | |
|--|---|--|
|  sun, day, or HRW |  eye or YR |  hand or D |
|  man or Z |  woman |  eat, drink, talk, call
(anything done with mouth) |
|  bread loaf or T |  house or PR |  build or QD |
|  head or TP |  live |  water or N |
|  owl or M |  horned viper or F |  cobra or G |

