

Coordinate graphs

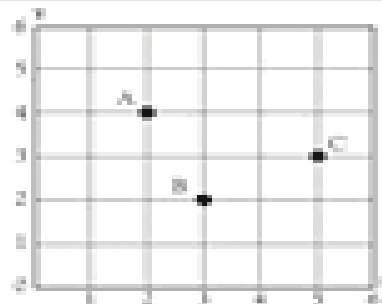


Write the coordinates for each point.
Remember to write the coordinate for the x-axis first.

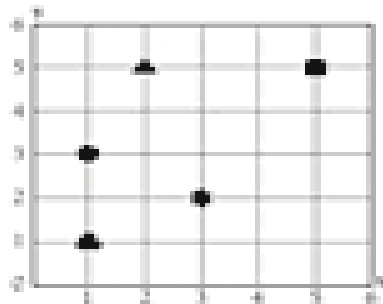
A

B


C



Write the coordinates for each symbol.



Place each of the points on the graph.



A

B

C

D

E