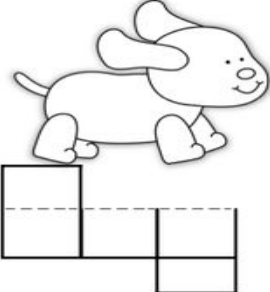


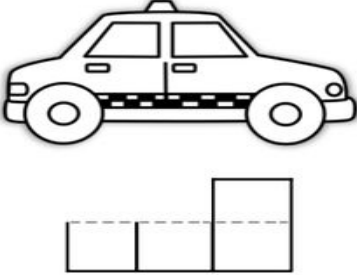
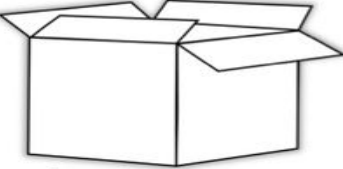

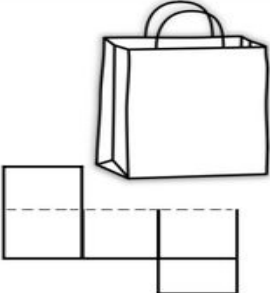




Name: _____

BOX it UP



Directions: Say the name for each picture. Write the beginning, middle and ending sound for each word. Color the pictures.

 A line drawing of a dog jumping over a sound box grid consisting of three boxes in a row and two boxes below the first and last boxes of the row.	 A line drawing of a baseball bat positioned horizontally above a sound box grid consisting of three boxes in a row.	 A line drawing of a winter hat with a pom-pom, positioned above a sound box grid consisting of three boxes in a row.
 A line drawing of a taxi car positioned above a sound box grid consisting of three boxes in a row and one box below the last box of the row.	 A line drawing of an open cardboard box positioned above a sound box grid consisting of three boxes in a row.	 A line drawing of a person sitting on a chair, positioned above a sound box grid consisting of three boxes in a row and one box below the last box of the row.
 A line drawing of a shopping bag with a handle, positioned above a sound box grid consisting of three boxes in a row and two boxes below the first and last boxes of the row.	 A line drawing of a mouse, positioned above a sound box grid consisting of three boxes in a row and one box below the last box of the row.	 A line drawing of a mug with a flower on it, positioned above a sound box grid consisting of three boxes in a row and two boxes below the first and last boxes of the row.