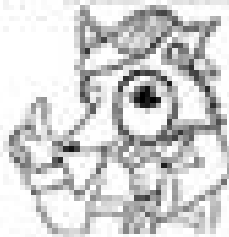


Name \_\_\_\_\_

Line, line segment, ray



### Mystery-Dot Masterpieces

Creative Geometry is a dot artist who knows that lines, line segments, and rays are different. She has a magic machine connecting the dots on this page. Study the pictures. Then help Creative Geometry complete the picture below.

Line



Line Segment



Ray



Directions: Below are 2 Mystery-Dot pictures. Complete each picture by using the tools to help you connect the dots to create lines, line segments, and rays.

#### 1. Claws for Mystery-Dot 1 Line segments


Line Segment:  $\overline{AB}$ ,  $\overline{CD}$ ,  $\overline{EF}$ ,  $\overline{GH}$

Line Segment:  $\overline{IJ}$ ,  $\overline{KL}$ ,  $\overline{MN}$ ,  $\overline{OP}$

Ray

Ray:  $\overrightarrow{AB}$ ,  $\overrightarrow{CD}$ ,  $\overrightarrow{EF}$ ,  $\overrightarrow{GH}$

Ray:  $\overrightarrow{IJ}$ ,  $\overrightarrow{KL}$ ,  $\overrightarrow{MN}$ ,  $\overrightarrow{OP}$



#### 2. Claws for Mystery-Dot 2 Line segments

Line Segment:  $\overline{AB}$ ,  $\overline{CD}$ ,  $\overline{EF}$ ,  $\overline{GH}$ ,  $\overline{IJ}$ ,  $\overline{KL}$ ,  $\overline{MN}$ ,  $\overline{OP}$ ,  $\overline{PQ}$ ,  $\overline{RS}$ ,  $\overline{TU}$ ,  $\overline{VW}$ ,  $\overline{XY}$ ,  $\overline{Z1}$


Line Segment:  $\overline{2A}$ ,  $\overline{3B}$ ,  $\overline{4C}$ ,  $\overline{5D}$ ,  $\overline{6E}$ ,  $\overline{7F}$ ,  $\overline{8G}$ ,  $\overline{9H}$ ,  $\overline{0I}$ ,  $\overline{1J}$ ,  $\overline{2K}$ ,  $\overline{3L}$ ,  $\overline{4M}$ ,  $\overline{5N}$ ,  $\overline{6O}$ ,  $\overline{7P}$ ,  $\overline{8Q}$ ,  $\overline{9R}$

Ray

Ray:  $\overrightarrow{AB}$ ,  $\overrightarrow{CD}$

Line

Line:  $\overleftrightarrow{AB}$



Remember: Use the tools to connect the dots to create lines, line segments, and rays.