

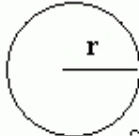
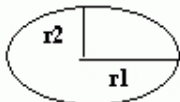
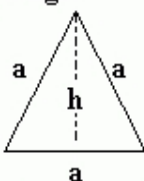
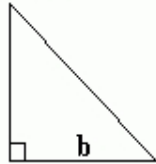
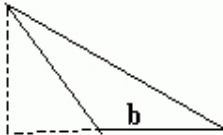
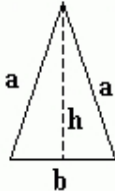
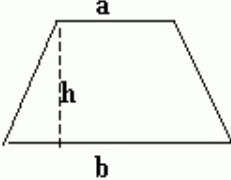
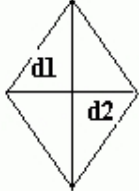

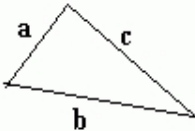
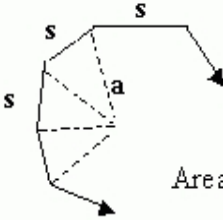


AREA OF SHAPES:

<p>Square</p>  <p>Area = a^2</p>	<p>Rectangle</p>  <p>Area = $a \times b$</p>	<p>Circle</p>  <p>Area = πr^2</p>	<p>Ellipse</p>  <p>$\pi = 22/7$</p> <p>Area = $\pi \times r1 \times r2$</p>
<p>Equilateral Triangle</p>  <p>Area = $\frac{\sqrt{3}}{4} \times a^2$</p>	<p>Right Angle Triangle</p>  <p>Area = $1/2 (b \times h)$</p>	<p>Obtuse Angle Triangle</p>  <p>Area = $1/2 (b \times h)$</p>	<p>Isosceles Triangle</p>  <p>Area = $1/2 (b \times h)$ = $1/2 \times a \times b \sin c$</p>
<p>Trapezoid</p>  <p>Area = $1/2 h (a + b)$</p>	<p>Rhombus</p>  <p>Area = $1/2 \times d1 \times d2$</p>	<p>Parallelogram</p>  <p>Area = $b \times h$</p>	
<p>Scalene Triangle: length a,b,c</p>  <p>Area = $\sqrt{s(s-a)(s-b)(s-c)}$ Where $s = \frac{(a+b+c)}{2}$</p>	<p>Regular N-gon</p>  <p>n = number of sides a = length from center to corner</p> <p>Area = $(1/2)n \sin(360/n)a^2$</p> <p align="right">kwiznet.com</p>		