

Write an equation of the line with the given slope and y-intercept.

1. slope: 5, y-intercept: -3

2. slope: -2 , y-intercept: 7

3. slope: -6 , y-intercept: -2

4. slope: 7 , y-intercept: 1

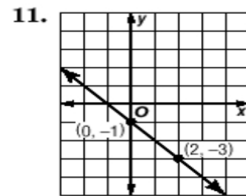
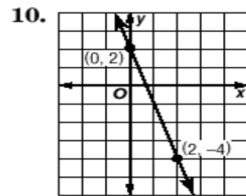
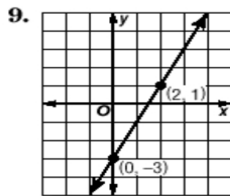
5. slope: 3 , y-intercept: 2

6. slope: -4 , y-intercept: -9

7. slope: 1 , y-intercept: -12

8. slope: 0 , y-intercept: 8

Write an equation of the line shown in each graph.



b = _____

b = _____

b = _____

m = _____

m = _____

m = _____

Equation: _____

Equation: _____

Equation: _____