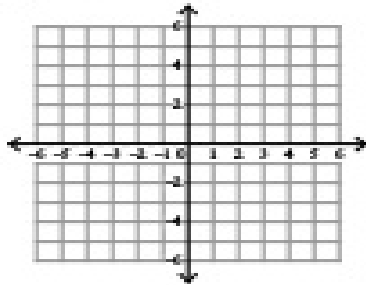


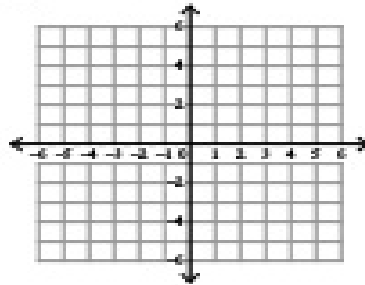
## Graphing Lines in Slope-Intercept Form

Sketch the graph of each line.

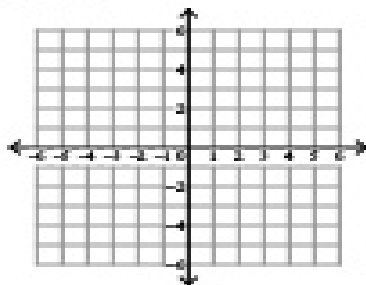
1)  $y = -8x - 4$



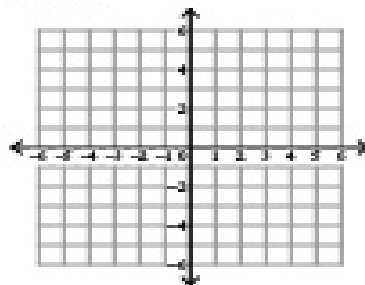
2)  $y = -x + 5$



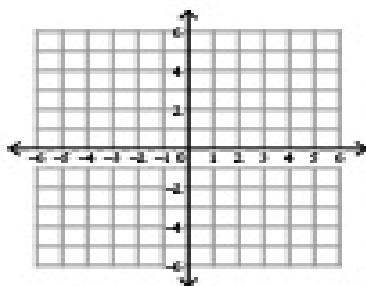
3)  $y = 2x$



4)  $x = -4$



5)  $y = \frac{3}{2}x + 3$



6)  $y = \frac{1}{5}x - 4$

