


Name _____







Date Display:
for graph

A Hefty Harvest

Look at the picture.
Color to finish the graph.



Write.

1. Which vegetable did the farmer grow the most?
_____ the fewest? _____
2. How many more  than ? _____
3. How many fewer  than ? _____
4. How many more  are needed to equal the number of ? _____

Bonus Write at least one more thing you know from looking at the graph.