

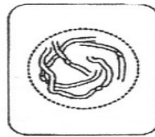
5. The drawing below has been made from a photograph showing a cell undergoing mitosis. Based on the drawing, in what stage of mitosis must the cell have been in?



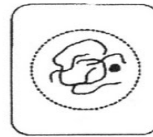
6. The drawings A-E show stages of mitosis in an plant cell.



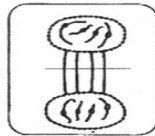
A




B



C



D



E

- (a) Which of the drawings A -E shows
- interphase _____ (**DNA** is replicated)
 - prophase _____ (**chromosomes – 2 sister chromatids – shorten**)
 - metaphase _____ (**sister chromatids** line up)
 - anaphase _____ (**sister chromatids** separate)
 - telophase _____ (new nucleus forms at each end)
 - cytokinesis _____ (cell contents divided between 2 **daughter cells**)
- (b) Give two processes which occur during interphase and which are necessary for mitosis to take place.

_____ of the cell and _____ of the DNA