

LINE DRAWING TECHNIQUES

short dashes



hatching




cross-hatching





scribbles



stippling (dots)



wavy lines



1. Use a different line technique to fill each of the 12 small boxes. Invent your own techniques to fill the last 6 boxes!
2. Use these techniques to apply tone to the geometric object drawn to the right. Select your own light source!
3. Connect the dots below with three straight lines: one very light, one mid-tone, and one very dark.

